



## EuroSupporter 2612 | Workboat



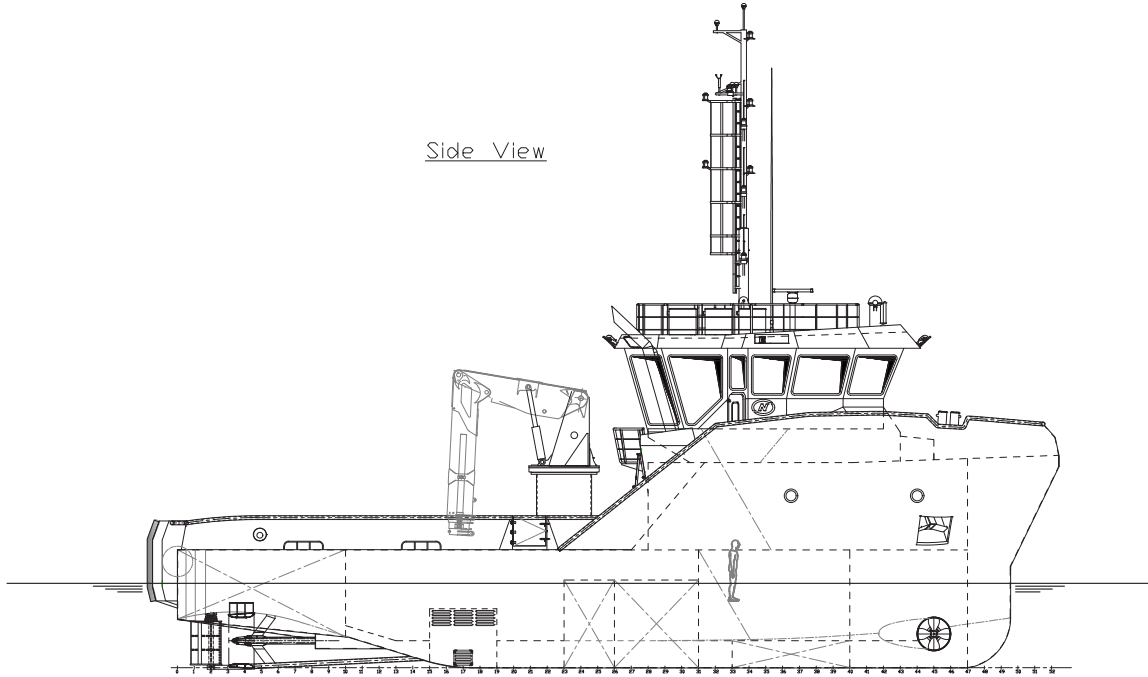
The EuroSupporter is based on years of operational experience within the maritime industry. The maximum free deck space combined with the versatile design, makes the vessel an all-round support vessel for marine operations.



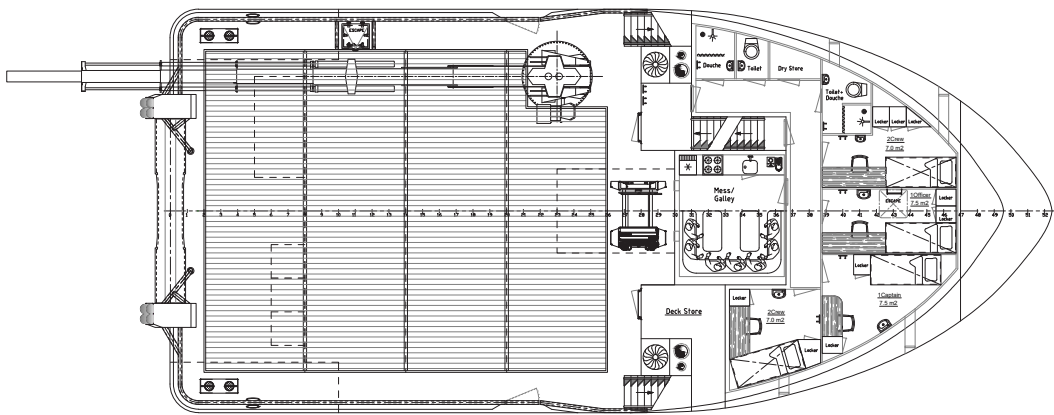
<b>CLASSIFICATION</b>	Bureau Veritas I ✠ HULL • MACH Unrestricted Navigation, Multi-Purpose Ship / Special Service GMDSS Area A2
<b>DIMENSIONS</b>	
LENGTH O.A.	26,00 meters
LOAD LINE LENGTH	23,98 meters
BREADTH MLD.	12,00 meters
DEPTH AT SIDE	3,50 meters
<b>PERFORMANCES</b>	
SPEED	10,0 knots
BOLLARD PULL	15 tons
<b>PROPULSION</b>	
MAIN ENGINES	2x Caterpillar C18
TOTAL POWER	894 kW at 1800 rpm
PROPELLERS	1350 mm diameter in nozzle
<b>AUXILIARIES</b>	
GENERATOR SETS	2x John Deere 4045HG551
GENERATOR POWER	2 x 105 kVA
HYDRAULIC POWER PACK	2x 55 kW
BOW THRUSTER	Tunnel thruster (+/- 150 kW, electrical driven)

<b>TANKS</b>	
FUEL OIL	80 m <sup>3</sup>
FRESH WATER	21,3 m <sup>3</sup>
<b>DECK LAY-OUT</b>	
FREE DECK SPACE	12,00 x 11,00 meter
DECK CRANE PORTSIDE	1 x Hydraulic knuckle boom type 7,60 ton @ 15,07 meter 1 x Hydraulic knuckle boom type 1,10 ton @ 18,50 meter
FENDERING	Fendering on the sides
<b>ACCOMMODATION</b>	
FACILITIES	Air-conditioned accommodation for 6 crew members, above the waterline

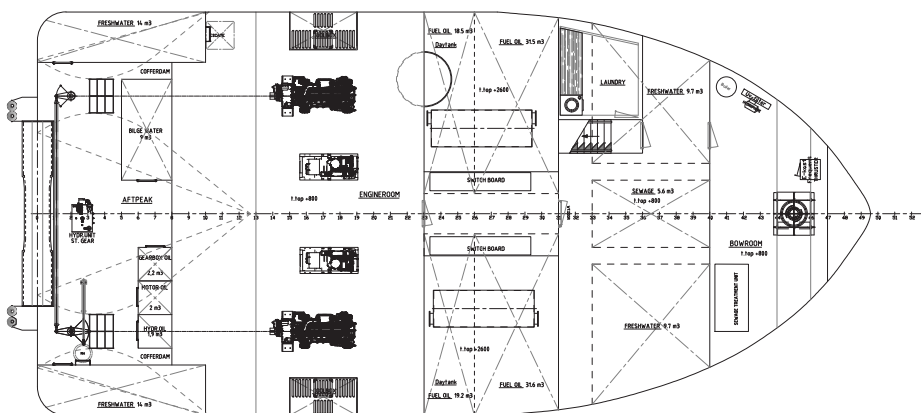
Side View



Main Deck



Below Main Deck



## EuroSupporter 2612 | Workboat

For more information, please contact us on:

T +31 (0)184 621 423 E [info@neptunemarine.com](mailto:info@neptunemarine.com) W [www.neptunemarine.com](http://www.neptunemarine.com)

Versie: V.01